



Imagine  
Math PreK-2

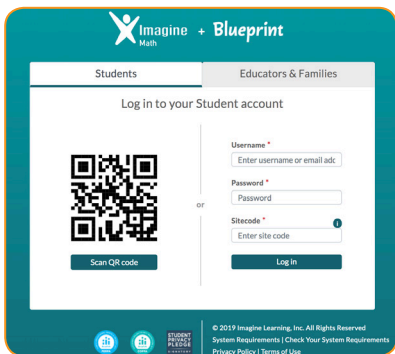
---

# QUICK GUIDE

---



# 1 Getting Started



## Teacher and Student Login

math.imaginelearning.com

USERNAME

PASSWORD

SITE CODE Site code is not necessary for educators.

## Stew Dent

Scan QR code



Log in

**Username:**  
stewdent

**Password:**  
stewdent123

**Site Code:**

## Print Start Cards for Students

A student's login card displays the QR code, username, and password. These cards can be printed and laminated for easy log in with the QR code or to help students remember their information until they have it memorized.

Select the Management tab, click **Classes**, and then click **Start Cards** and print for each respective class. If students use a single-sign-on system (such as Clever) to sign in, they will not use these cards but parents will need them to link to their student account in registering for the parent portal.

## Imagine Math PreK-2

Last year, Reasoning Mind joined the Imagine Math family. Their award-winning early-learning math program, Blueprint, delivers rigorous age-appropriate instruction through lovable characters and songs with captivating storylines. Originally developed for Pre-K through 1, we've been hard at work expanding the curriculum to include 2nd grade and now Blueprint is called **Imagine Math PreK-2**.

## 2 Teacher Information

### The Imagine Math Teacher Dashboard

While on the home screen use any of the tabs on the left side of the page to manage students, classes, pathways, view reports, set classroom goals, access resources, and help.

**Imagine Learning Elementary** Notifications

All Students ▾

#### Activity Feed >

All Activity ▾

- Mohamed Salah** 11:45 pm Like Comment  
Passed **Adding and Subtracting 10**.
- Jean Luna** 11:45 pm Like Comment  
Passed with pre-quiz **Adding and Subtracting 10**.
- Douglas Vasquez** 11:45 pm Like Comment  
Spoke with Live Teacher about Relating Addition and Subtraction:  
"Douglas struggled with this concept. After asking him these questions I believe he really grasped the concept."

#### Usage >

##### Student Activity

Lessons attempted of 54 students  
Of 74 students enrolled

1-14 28  
15-29 14  
30+ 8

##### Avg. Total Math Time (HH:MM)

Of 74 students enrolled

00:20 00:12 00:32  
School Home Total

##### Student Performance

Below-grade level 80%  
On-grade level 80%

#### Leaderboards >

Lessons Passed ▾

1	Ina Guzman	92
2	Isaac Christensen	72

#### Charities >

St. Jude Children's Research...	\$92
The Wounded Warrior Proje...	\$23
American Red Cross...	\$4

#### Classroom Goals >

Pie the teacher	Class 1
240/300 Lessons passed	80%
Pizza party	Class 2

#### Professional Learning

**PD** Click the icon for just-in-time PD throughout the application

**Continue your professional**

### Need Help?

Get the help you need to access Teacher Care, Imagine Learning University, or the Knowledge Base where you can ask frequently asked questions with step-by-step instructions and video walk-throughs. Type a question in the search box and receive an article on the topic. The Knowledge Base is found on the FAQs and troubleshooting link.

This help is available on every page of your Imagine Math portal in the footer.

**Support**

- (866) 457-8776
- [support@imaginelearning.com](mailto:support@imaginelearning.com)
- FAQs and troubleshooting

**Professional Development**

**PD** Click the icon for just-in-time PD

Continue your professional development at Imagine Learning University

**Privacy Policy**  
**End User License Agreement**  
© 2019 Imagine Learning Inc.

sort >

## 3 Add/Edit Students

### Quick Links

Import Students

View Classes

View Students

### Add a Single Student


1. Click **Import Students**.
2. Click on the classroom name.
3. Follow the on-screen instructions.

### Add Existing Students

1. Click on **Import Students** under Quick Links.
2. Click **Go Step-by-Step**.
3. Follow the on-screen instructions.
4. Click **Add Existing Students**.
5. Add Student Information Number(s).  
\*\*If you are adding multiple students to the classroom, separate the numbers with commas.
6. Click **Search**.
7. Check on the students' names you wish to add to your classroom.  
Click **Add Selected Students**.
8. Review information and click **Confirm Changes**.

### Edit Student Details and Language Settings

#### Option 1

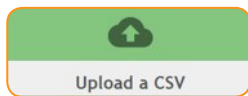
1. Click on the **Management** tab.
2. Click **Students**.
3. Search the student name.
4. Click the **Pencil Icon**  to edit the individual student.

#### Option 2

1. Click on the **Management** tab.
2. Click **Classes**.
3. Click **Quick Edit Students**.
4. Click the cell you would like to edit.
5. Click **OK** to save changes.

### Bulk Upload Instructions

To bulk import students click on **Import Students** on the home page and click **Upload a CSV**.  
Download the template and follow instructions.



## 4 Student Assessment

### About the Benchmark

Students will receive two assessments in Imagine Math Pre-K - 2. The first assessment is the Beginning of Year (BOY) Benchmark and will be delivered for the student automatically after the introductory activities and first lesson. The End of Year (EOY) Benchmark will be delivered automatically on May 1st.

The BOY and EOY benchmarks consists of 3 subtests. After completion of each subtest, students will revisit the map and be able to enter all optional areas before entering the next subtest.

The Imagine Math Pre-K - 2 benchmarks are now reporting Quantile® measures for grades Kindergarten, First Grade, and Second Grade, in partnership with MetaMetrics®. This means we use a valid, reliable, norm-referenced consistent scale to show growth over time. (Coming Fall 2019!)

### Benchmark Growth

About Performance Levels

**Growth** Performance Administration

From: Benchmark 1 To: Most Recent

All Classrooms All Grades

**Download**

FIRST PREV 1 2 3 4 NEXT LAST Show: 20

First Name	Last Name	Benchmark 1 Quantile® Measure (date)	Most Recent Quantile® Measure (date)	Quantile® Growth	Remaining to Proficient	Avg Weekly Math Time (HH:MM)	Avg Weekly Lessons Complete	On Grade-level Lesson Pass Rate
LUCILLE	TALLEY	215Q (01/17/2019) Far Below Basic	505Q (05/22/2019) Basic	290Q	25Q	01:33	6.72	75%
TANYA	LOCKE	790Q (01/22/2019) Proficient	980Q (05/23/2019) Advanced	250Q	--	00:34	1.97	100%
CLIFF	ANDERSEN	270Q (01/17/2019) Far Below Basic	515Q (05/23/2019) Basic	245Q	15Q	01:01	2.58	85.7%
RICHARD	DELEON	270Q (01/17/2019) Far Below Basic	510Q (05/22/2019) Basic	240Q	20Q	01:19	4.14	91.9%
CHANG	BEAL	270Q (11/18/2018) Far Below Basic	495Q (03/23/2019) Below Basic	225Q	195Q	00:48	1.64	37.5%
JEAN	CODY	460Q (01/22/2019) Basic	675Q (05/22/2019) Proficient	215Q	--	00:55	2.80	97.4%

### Accessing Student Benchmark Growth Data

1. Click on **Reports**.
2. Click on **Benchmark**.

### Teaching Resources Based on Quantile® Measure and Standards

The resources found in the site below are not vetted by Imagine Learning. They are collected by our assessment partners as an additional resource to support grade-level standards for students at multiple levels of understanding.

1. Navigate to <https://math-tools.quantiles.com/quantile-teacher-assistant/>
2. Search out the state, grade level, and standard

# 5 Teacher Resources

**Teaching Resources**

Resource	Grade	Category	Description
ACT Pathway		(All)	Pathway for ACT review within Imagine Math.
Analyze Aloe Vera Gel Growth and Production (Student Master)	Grade 7	Application Task	Student materials including application task, glossary of academic, comparative, and math language, and related science questions.
Analyze Aloe Vera Gel Growth and Production (Teacher Lesson Plan)	Grade 7	Math Journaling	Teacher lesson plan including STEM activity suggestions and answer key.
Analyze Data about Deer Populations (Student Master)	Grade 7	Pathway	Student materials including application task, glossary of academic, comparative, and math language, and related science questions.
Analyze Data about Deer Populations (Teacher Lesson Plan)	Grade 7	Recognition	Teacher lesson plan including STEM activity suggestions and answer key.
		Scope & Sequence	
		Standards Correlation	
		Application Task	Student materials including application task, glossary of academic, comparative, and math language, and related science questions.
		Application Task	Teacher lesson plan including STEM activity suggestions and answer key.

## Teaching Resources

Access the Teaching Resources under **Content**. Teachers have access to scope & sequence and correlation documents. These resources are filterable by resource, grade, category, and description.

## Knowledge Base

The Imagine Math PreK-2 Knowledge Base is available under the **FAQs and troubleshooting link** in the footer of every screen of your portal. It is a great tool for teachers and administrators to get answers to frequently asked questions. Type a question into the search box and the knowledge base will populate articles of information related to the search.

### Support

(866) 457-8776

support@imaginelearning.com

FAQs and troubleshooting

## Whole-Group Instruction

1. Click **Content**.
2. Click **Lesson Explorer**.
3. Select the grade.
4. Click on **Search**.
5. Choose the lesson.
6. Click **Preview**.

\*Lesson Explorer coming soon!

**Lesson Explorer**

Lesson	Grade	Unit	Description
Absolute Value I	6	The Number System	Distinguish between comparisons of absolute value from statements about order.
Absolute Value II	6	The Number System	Use absolute value to solve real-world problems.
Adding Fractions	5	Number and Operations-Fractions	Add fractions with unlike denominators with and without context.
Adding Fractions - Estimation Strategies	5	Number and Operations-Fractions	Add fractions with unlike denominators using estimation strategies to solve real-world problems and assess the reasonableness of answers.

# 6 Reports

## Reporting Overview

Imagine Math PreK-2 is focused on meeting the instructional needs of teachers and students. Reports are designed to give educators the information they need to ensure program success. The system organizes student performance data and provides powerful visual summaries giving insight into where students are, how much progress they are making, and where they need to go next.

## Usage Report

The Usage Report provides information about student performance in Imagine Math PreK-2 and usage of the application. Teachers and school administrators can subscribe to receive weekly emailed reports.

UsageSubscribe to Weekly Email

All Students ▾

Group By: All Districts ▾Date range: Last 7 Days (05/25) ▾Grade levels: All ▾Student name:

PrintExportCustomize

Name #	Program #	Most Recent % Benchmarks	Lessons Passed	Lessons Attempted	Live Help	Last Log In #	Weekly Usage Goal School (Home)	Total # Time
Student Name	Imagine Math	Advanced	5	5	5	8:31am 10/9/2009	<div style="width: 100%;"></div>	15:00
Student Name	Blueprint	Advanced	5	5	5	8:31am 10/9/2009	<div style="width: 100%;"></div>	15:00
Student Name	Imagine Math	Advanced	5	5	5	8:31am 10/9/2009	<div style="width: 100%;"></div>	15:00
Student Name	Blueprint	Advanced	5	5	5	8:31am 10/9/2009	<div style="width: 100%;"></div>	10:00
Student Name	Imagine Math	Advanced	5	5	5	8:31am 10/9/2009	<div style="width: 100%;"></div>	15:00
Student Name	Blueprint	Advanced	5	5	5	8:31am 10/9/2009	<div style="width: 100%;"></div>	15:00

## Student Progress Report

The Student Progress Report provides a detailed view of how students are performing on their pathways as they use Imagine Math PreK-2 and recommends an appropriate Application Task. This report is designed to be printed so you can share a student's progress with families.

< Back to StudentsPrintExport

### Student Progress: Janie Taylor

#### Usage

2.6 ✓ Avg. Weekly Lessons	36 Total Lessons YTD	43 min ▲ Avg. Weekly Time	31:24 Total Time YTD	84% ✓ Congratulate On-C <input checked="" type="checkbox"/> Pass Rate	64% ✗ Intervene Prerequisite Lesson Pass Rate
------------------------------	-------------------------	------------------------------	-------------------------	--	--

#### Progress

Pathway: Blueprint 1st Grade Pathway ▾Lesson Grade Level: All Grade Levels ▾

Grade Level	Lesson	Tokens Collected	Accuracy	Time on Lesson	Completed
1	✗ Details - G1-001 Comparing and grouping objects	3/7	42%	00:39	08/21/19 12:24PM
1	✓ Details - G1-001 Comparing and grouping objects	4/4	100%	00:31	08/21/19 12:44PM
1	✗ Details - G1-004 Counting forward backward	1/4	25%	00:18	08/21/19 12:44PM
1	✓ Details - G1-005 Addition and subtraction as inverse operations	6/6	100%	00:24	08/21/19 12:44PM
1	✓ Details - G1-006 Part, part, whole	2/4	50%	00:31	08/21/19 12:44PM

**Activity 1 - Addition, Subtraction**

Animation 1 ✓

Exercise 1 ✓

Exercise 2 ✓

# 7 Reports

## Standards Report

The Standards Report provides a view of how students, classrooms, schools, and districts are performing against standards set by their state.

### Reports: Standards

#### Domains Summary Print

Standards Strands

Group by:  
Standard ▾

All Domains  
Show Students in: All Grade Levels ▾ Classroom: All Classrooms ▾ Choose Standards: Common Core ▾ Lesson Type: All Lessons ▾

FIRST PREV 1 2 NEXT LAST Show: 20 ▾

Domain Title	Falling Students	Struggling Students	Passing Students	# of Students Assigned	
5.NF Number & Operations - Fractions	1	7	9	23	<a href="#">View Standards</a>
4.OA Operations & Algebraic Thinking	1	7	14	23	<a href="#">View Standards</a>

## Activity Report

The Activity Report, or “Monster Report,” shows indicators on student engagement and activity in Imagine Math Pre-K - 2. Teachers will be alerted when student behaviors trigger a warning in the program as students are progressing through lessons and when taking the BOY and EOY benchmarks.

<b>Aaron B</b> PK-13	<b>Alex K</b> PK-12	<b>Bob M</b> PK-12	<b>Faith M</b> Pre-test
<b>Emily R</b> PK-10	<b>Janee H</b> PK-15 <b>Idle on the same screen</b>	<b>Kai M</b> PK-10	<b>Kimberly O</b> PK-12
<b>Rachel T</b> PK-11	<b>Sofia K</b> PK-12 <b>Submitting blank answers</b>	<b>Olivia S</b>	<b>James C</b>

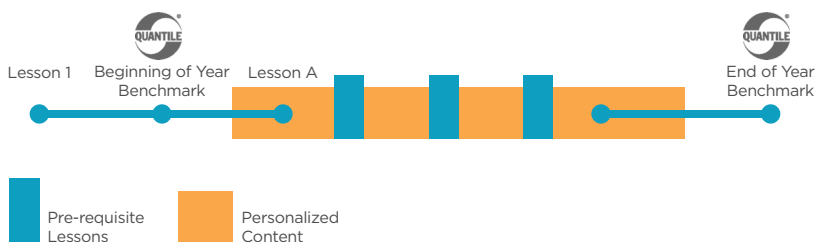
Doing well Needs some help Offline Upcoming lesson Lesson in progress Lesson completed

## 8 Student Experience

### Personalized Content

The Imagine Math PreK-2 content is personalized for every student. Assessment, powered by the Quantile Framework® from MetaMetrics®, will personalize the student's pathway building in pre-requisite lessons along the way. The student will be placed in the content sequence based on their performance on the Beginning of Year (BOY) Benchmark. If a student does not complete an activity with at least 50% accuracy, they can enter **Targeted Review** for a chance to try again and earn back their token.

Additionally, teachers have access to add lessons to the student's lesson sequence at any time. (Available Fall 2019!)



### Goal

Students should pass 30 lessons before the end of the year. Imagine Math PreK-2 is designed to develop foundational knowledge and skills and connect math to the surrounding world. The Imagine Math PreK-2 covers foundational skills and topics that are essential to future success in mathematics, including: numbers, counting & cardinality, addition & subtraction, geometry & spatial sense, logical reasoning, measurement, algebraic thinking, and word/story problems. Conceptual understanding is developed through a combination of educational animations, interactive exercises and detailed explanations in rigorous content.

### Usage

Recommended usage for Imagine Math PreK-2 is 45 minutes (or 2 lessons completed) per week.

### Usage Tip

Students can access Imagine Math PreK-2 on any device that has Internet. Students can work on math at home, at the library, and on iPads. The recommended browser is Google Chrome®.

## 9 Student Experience

### Map

Students see the student home screen with their name at the top and the map. Each lesson takes place in one location on the map. The “story”, problems, and objects in the lesson relate to that location. Content for lessons are found on the highlighted areas on the map and include: **Playground, Mr. Walker’s Workshop, Barn, Fruit Orchard, Ruby and Oliver’s House, Treehouse, Forest, Vegetable Garden, Mr. and Mrs. Vega’s House, and the Lake.**



### Vocabulary

Students learn to understand and use the language of math in context through vocabulary embedded throughout the content. New vocabulary is introduced and intentionally incorporated as concepts are taught within the lessons. Teachers are encouraged to utilize the Glossary in a variety of ways. Mathematical discourse is enhanced and supported within small groups and in whole class instruction.



### Sequence of Initial Login Activities

Students will begin their grade level prescriptive pathway after the following activities in Imagine Math PreK-2.

The student will:

1. Listen and watch the “I Love Math” song
2. Complete the Introductory Lesson
3. Visit the map
4. Complete Lesson 1 in the pathway
5. Take the Beginning of Year (BOY) Benchmark
6. There are 3 subtest in the benchmarks
7. Upon completion of each subtest, the student will revisit the map and be able to access any optional area before returning to the next subtest
8. Receive placement in the content sequence based on BOY Benchmark performance. The program will continuously strategically scaffold instruction as necessary



# 10 Student Experience

## Optional Areas on the Map

Once students complete an entire lesson, other areas on the map will open that students may explore. Those optional areas include: the Music Hall, the Info. Center, Treasure Island, and The Fair.

### Music Hall

The Music Hall contains all songs intentionally embedded in Imagine Math PreK-2 that students may wish to revisit and listen to as they explore.



### Information Center

The Information Center is where each of the characters come alive and introduce themselves to tell a little about their interests and aspirations.



### Treasure Island

Treasure Island houses all tokens earned. Here, students can view their tokens and can earn back unearned tokens promoting perseverance and a growth mindset.







### The Fair

The Fair houses all intervention games! The intervention games are intended to build pre-requisite skills. The circus in the fair focuses on Number Composition up to 10. (Available after PK - 053)

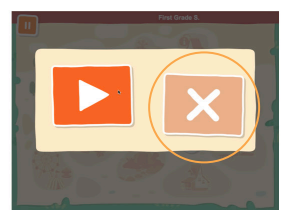
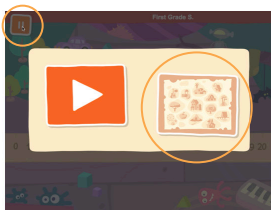


## Student Instructions

-  **Next:** continue with lesson
-  **OK:** submit an answer
-  **Reminder:** hear the instructions repeated
-  **Pause:** exit the lesson, keep working, or report an issue

## How to Log Out

1. Click **Pause** then select the **Map Image**.
2. Click **Pause** on the map.
3. Click the **X** to exit and log out.



# 11 Student Engagement

## Tokens

Students earn tokens for exercises within the activities in each lesson they completed with at least 50% accuracy. When a new lesson launches, the student will see how many tokens they can earn by completing that lesson successfully. If students earn all tokens within a lesson, the lesson counts as passed.

Students have two opportunities to earn back un-earned tokens.

1. Targeted Review – upon completion of each lesson, students are shown all tokens they've earned and tokens they did not earn. They get a chance to immediately try again on the activities they did not complete with at least 50% accuracy.
2. Treasure Island – one of the optional locations on the map in which students can see all tokens collected and where they can enter to earn back tokens by trying the activities again.



## Songs

Young children learn through play. To inspire interest in learning, Imagine Math PreK-2 provides a play space in which they can learn. Music, songs, animations and graphics are vital to drawing a child into the learning process.

## Animations

Students learn math in familiar surroundings and see that math is happening all around them, beyond the walls of the classroom. Ruby and Oliver and friends engage the students with storylines as they solve problems.



## 12 Instructional Models



### In-Class Rotation

Use Imagine Math PreK-2 activities to enhance classroom instruction using multiple stations, allowing students to rotate from station to station on a fixed schedule.



### Computer Lab Rotation

The school computer lab(s) can be deliberately scheduled so that all classes have a predetermined amount of time to receive individualized mathematics instruction with Imagine Math.



### Whole Class Instruction

Use Imagine Math PreK-2 to preview or review a lesson from your core program. If many students need intervention on a skill, project a corresponding lesson for the whole class to review the concept.



### Before/After School Instruction

Students can come to school early or stay late to receive additional Imagine Math PreK-2 instruction on devices or computers. In addition, our Anywhere Access feature allows them to access the same online materials from home.



### Device Rotation

For schools where devices and workstations are limited or shared, moving laptops or tablets from class to class on a rolling cart can be effective. As teachers use the Lesson Explorer for instruction, devices allow for flexibility in a variety of instructional settings (one-on-one, small-group, or whole-class instruction).



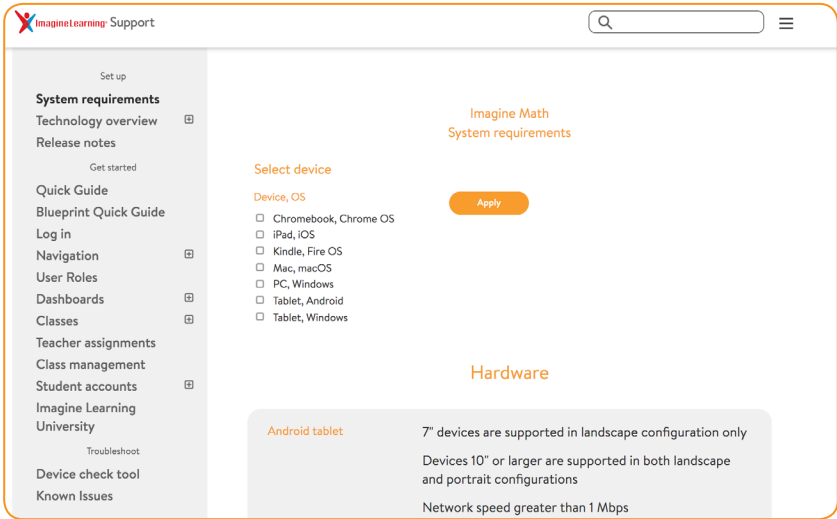
### Summer School

This model gives students the opportunity to access technology for learning outside traditional school hours. Students can come to school or access Imagine Math from their own devices at home.

# 13 Troubleshooting

## Technical Requirements

View technical requirements by visiting [support.imaginelearning.com/mathtech](https://support.imaginelearning.com/mathtech).



## Tech Check

Use this page to check that your browser is supported and your machine and network can access Imagine Math. Please remember to scroll down to see all the sections. The tech check can be accessed on the bottom of your portal screen.

## Browser

The recommended browser for Imagine Math is Google Chrome. View all browser details and device information under **Technical Troubleshooting** under the **Help** tab.

## Support

Contact support at [support@imaginelearning.com](mailto:support@imaginelearning.com) or via Live Support Chat on the bottom of your portal screen.

# Professional Learning Resources

## PD Now

Point-of-use PD support, right in the product, puts PD at the user's fingertips, in-context when and where they need it.

## Imagine University

On-demand, self-paced courses help educators get started and provide on-going support. A one-stop shop for professional learning, available 24/7.

## Teacher Care

Classroom teachers can contact Teacher Care with any of their questions via phone, text, and chat within our Imagine Learning programs to speak directly with a teacher care agent.



### Just-in-time

Embedded  
PD Now



### On-demand

Imagine Learning  
University



### Live

Teacher  
Care



 [imaginelearning.com/help](https://imaginelearning.com/help)  
 [support@imaginelearning.com](mailto:support@imaginelearning.com)  
 1.866.457.8776

 [facebook.com/imaginelearning](https://facebook.com/imaginelearning)  
 [twitter.com/imaginelearning](https://twitter.com/imaginelearning)  
 [pinterest.com/imaginelearning](https://pinterest.com/imaginelearning)